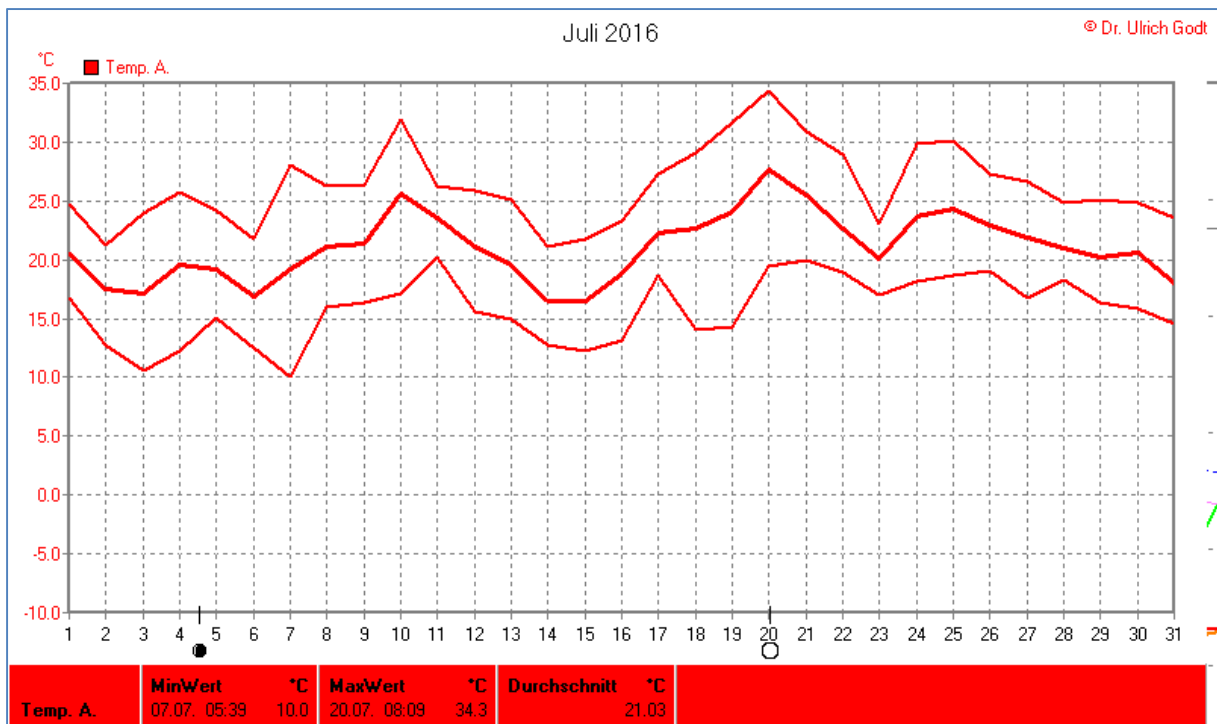
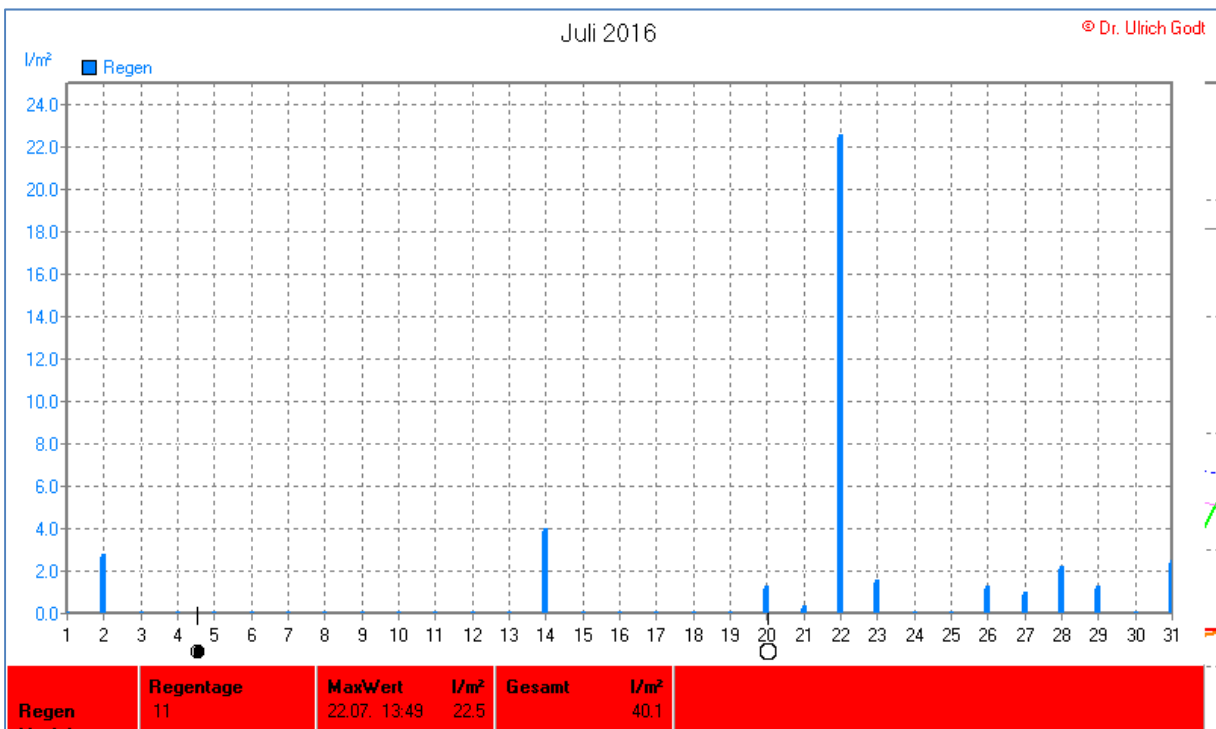
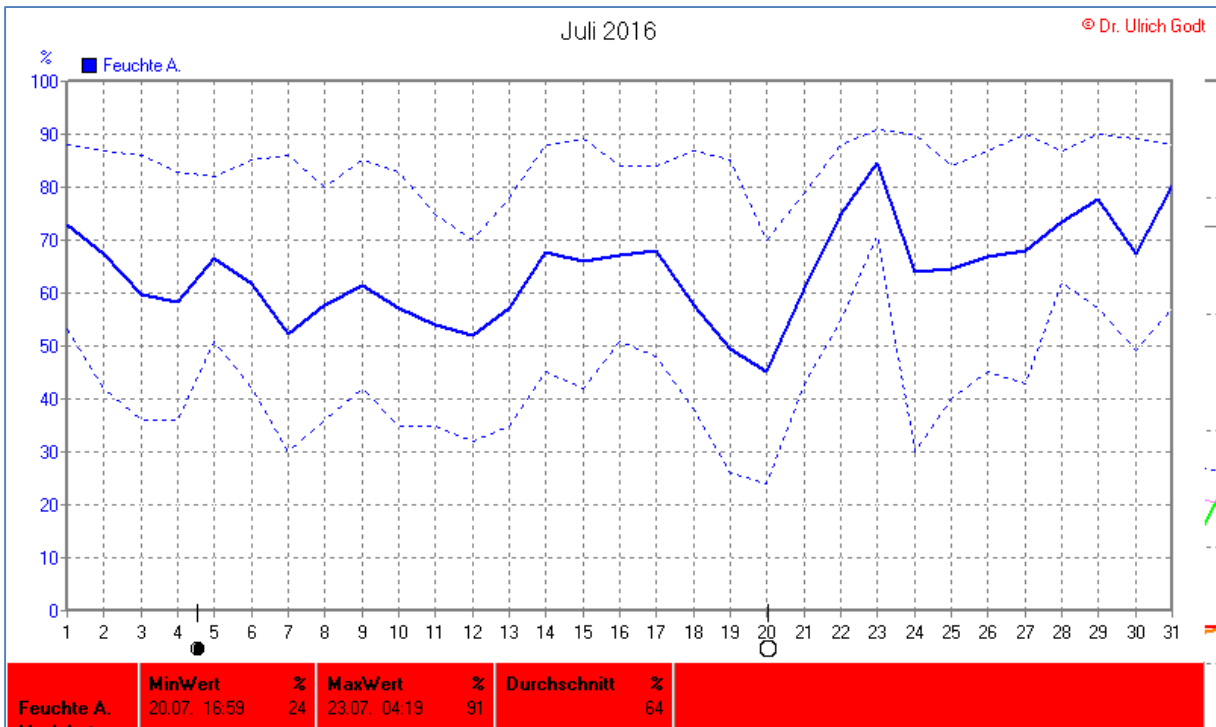


Wettertabelle und Grafiken Juli 2016 Station Elsen

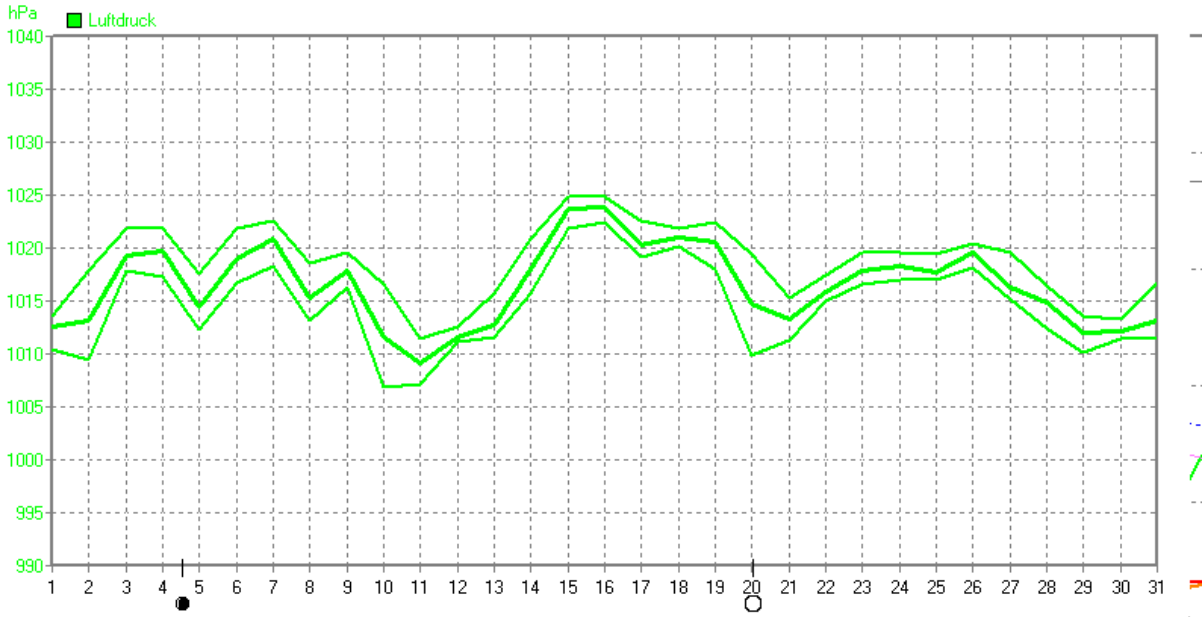
Wetterdaten Juli 2016 Station Elsen							
© Dr. Ulrich Godt							
Meßgröße	Minimum	Zeit	Datum	Maximum	Zeit	Datum	Durchschnitt
Temperatur	10,0 °C	05:39	07.07.2016	34,3 °C	08:09	20.07.2016	21,0 °C
Bodentemp.	10,9 °C	05:19	07.07.2016	32,0 °C	15:59	20.07.2016	19,8 °C
Luftfeuchte	24 %	16:59	20.07.2016	91 %	04:19	23.07.2016	64 %
Luftdruck	1006,9 hPa	20:21	10.07.2016	1024,9 hPa	05:26	16.07.2016	1016,5 hPa
Wind km/h				42,8 km/h	20:19	05.07.2016	7,0 km/h
Wind °				W	20:19	05.07.2016	W
Regen l/m ²				22,5 l/m ²	13:49	22.07.2016	#40,128 l/m ²
Sonne h				16:01 h	21:30	07.07.2016	#329:19 h





Juli 2016

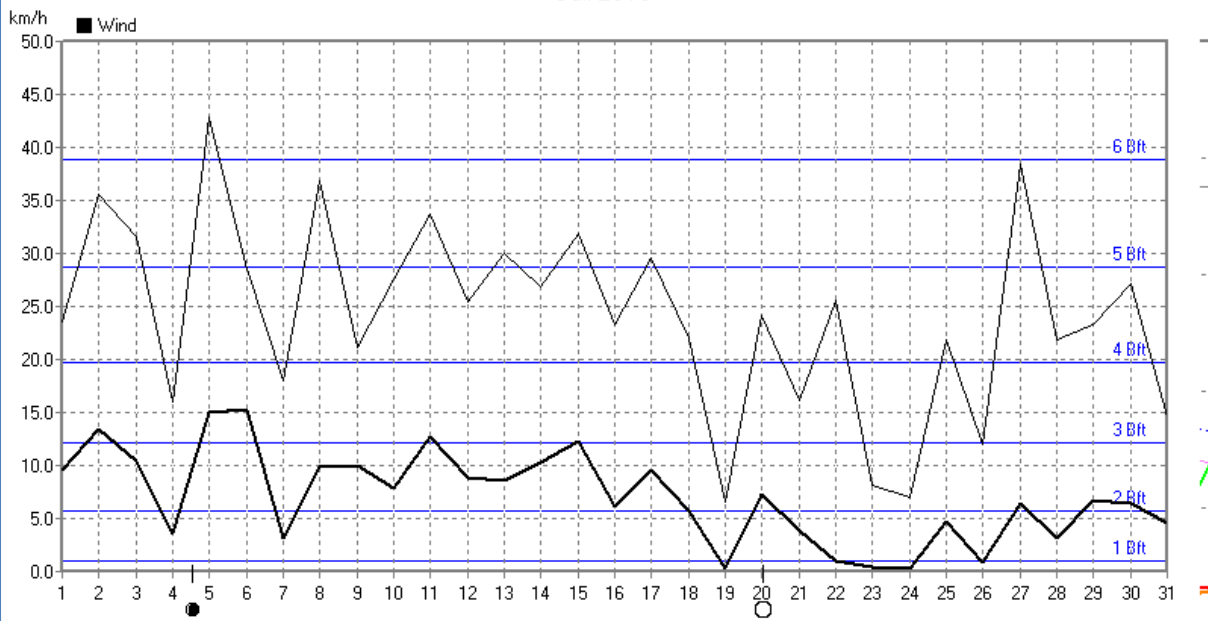
© Dr. Ulrich Godt



Luftdruck	MinWert	hPa	MaxWert	hPa	Durchschnitt	hPa
	10.07. 20:21	1006.9	16.07. 05:26	1024.9		1016.5

Juli 2016

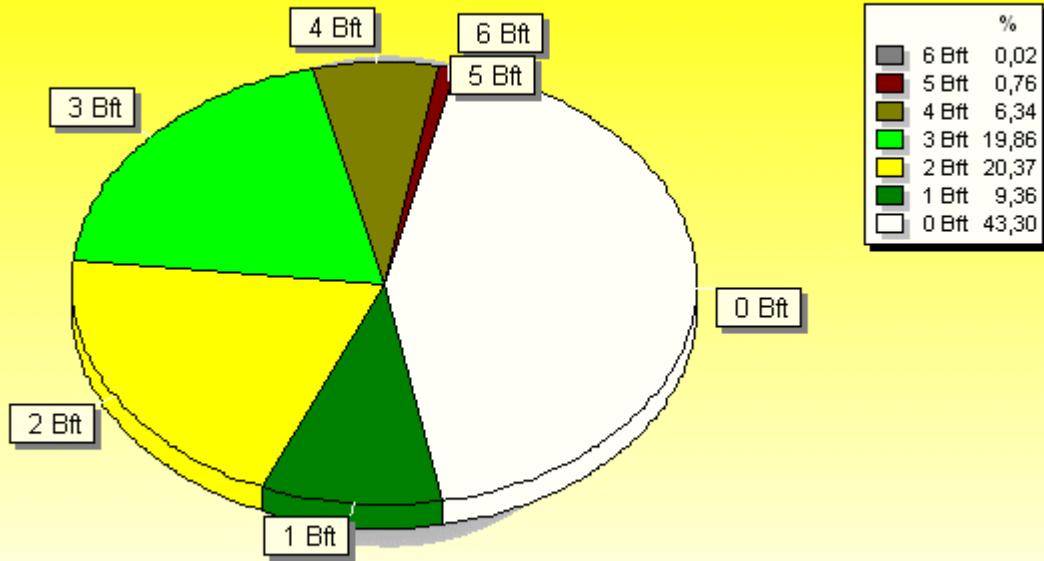
© Dr. Ulrich Godt



Wind	MinWert	km/h	MaxWert	km/h	Durchschnitt	km/h
	01.07. 11:49	0.0	05.07. 20:19 W 42.8			7.0

Verteilung Windstärke Juli 2016

Elsen, Kreis Paderborn

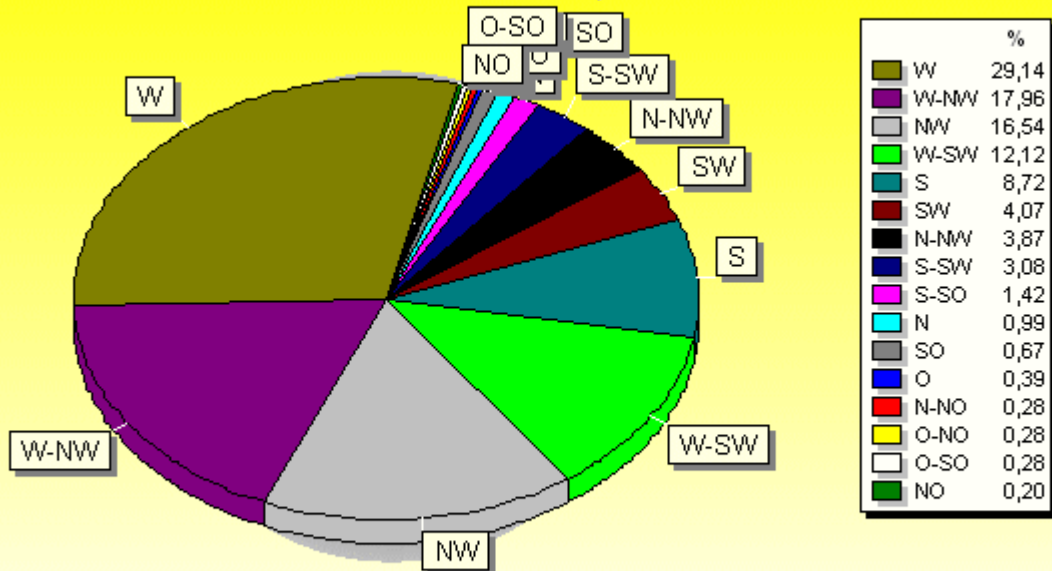


4467 Werte - Ø 7,0km/h - Max. 42,8km/h

© WzWin32 - © Dr. Ulrich Godt - Elsen, Kreis Paderborn

Verteilung Windrichtung Juli 2016

Elsen, Kreis Paderborn



2533 / 1934 Werte -> 43.3% Windstille - Ø 7,0km/h - Max. 42,8km/h

© WzWin32 - © Dr. Ulrich Godt - Elsen, Kreis Paderborn

