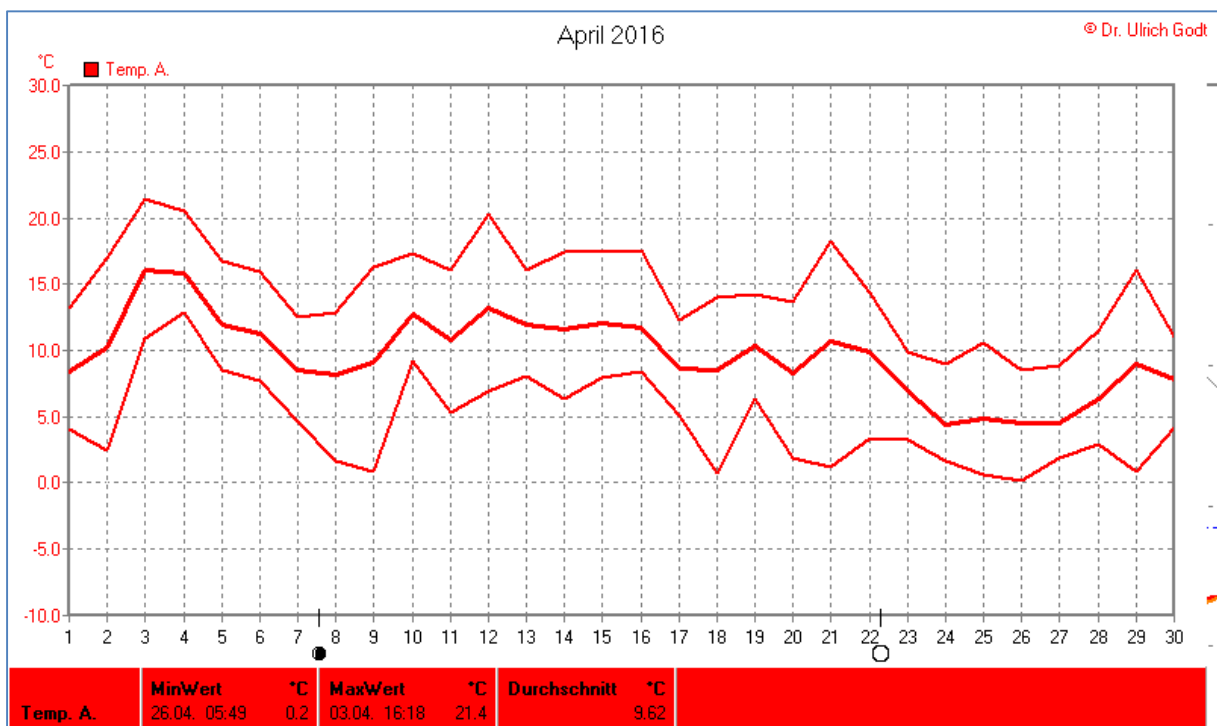
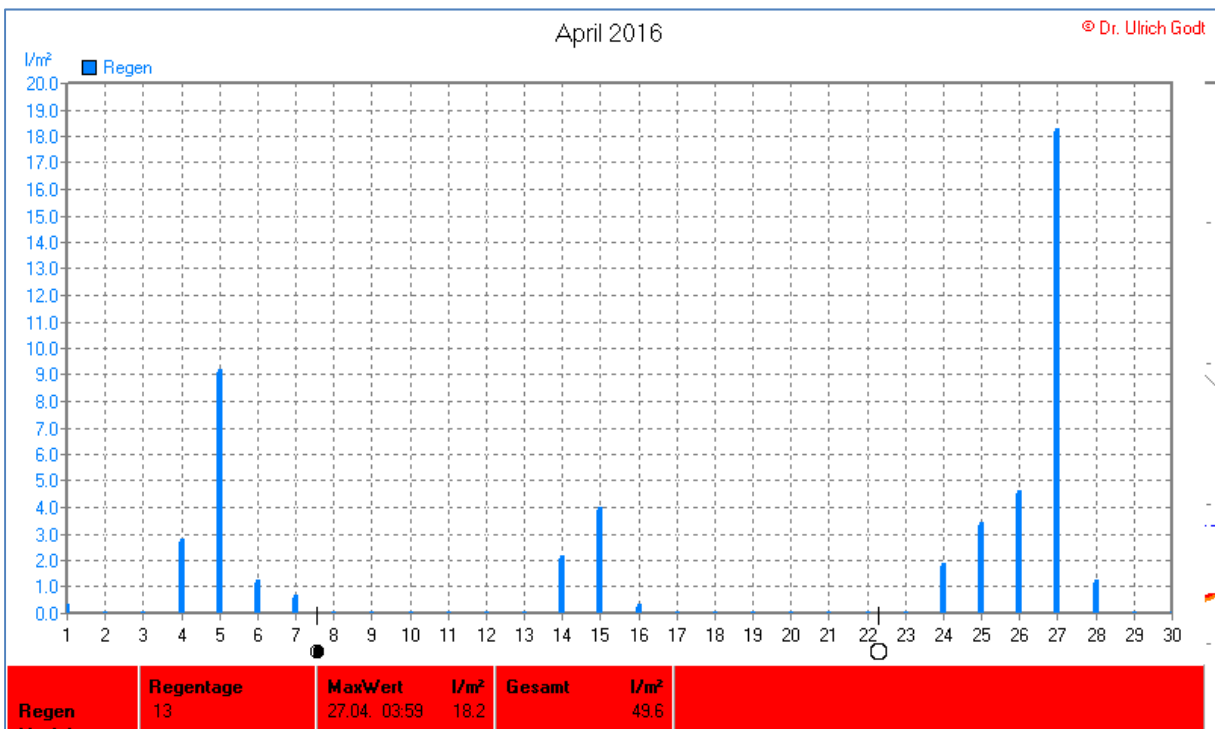
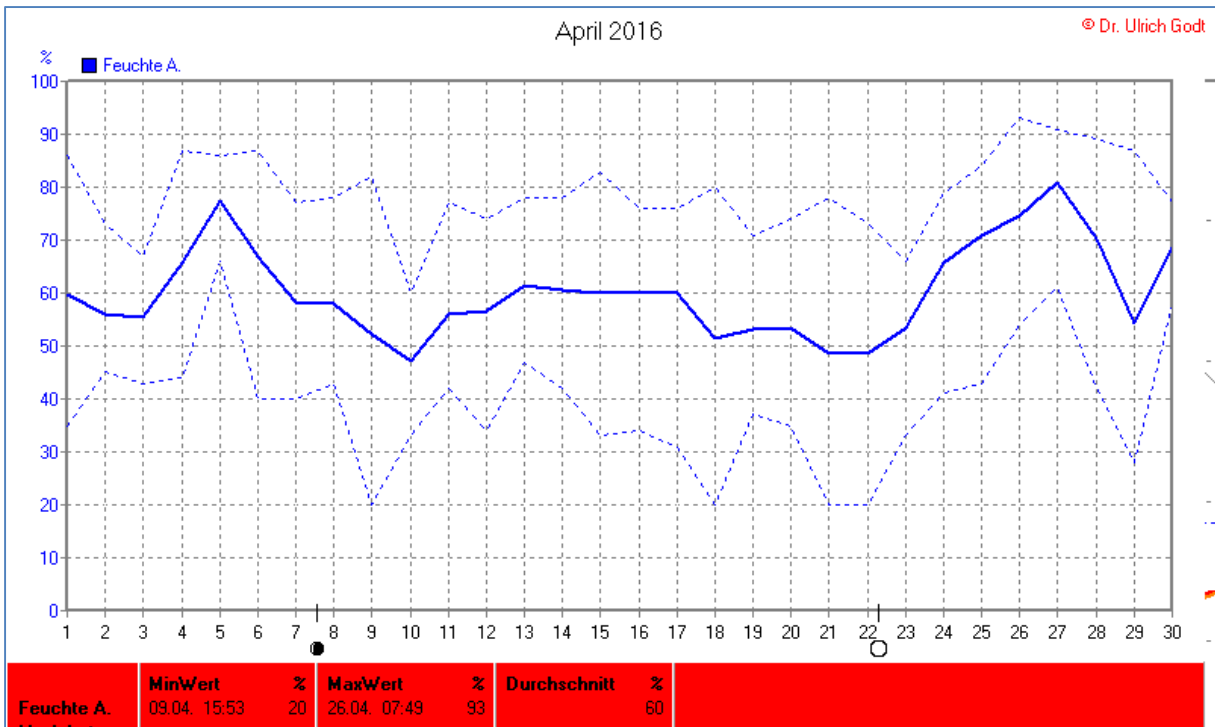
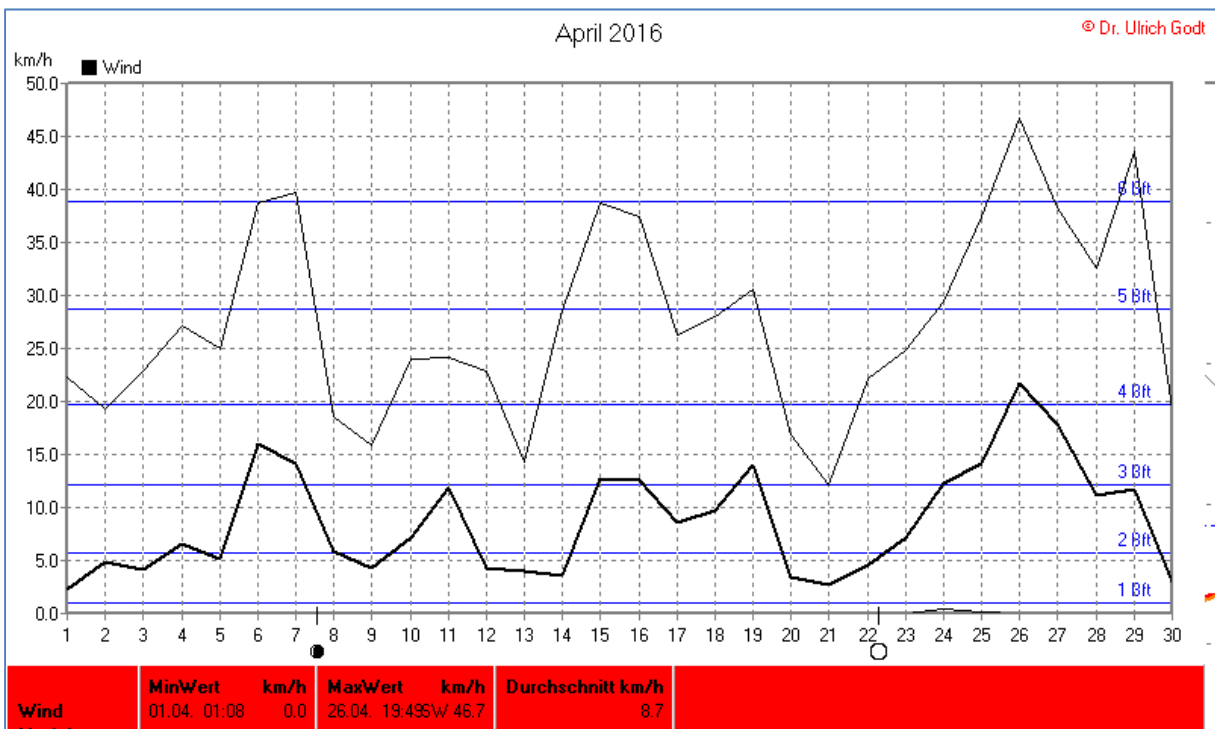
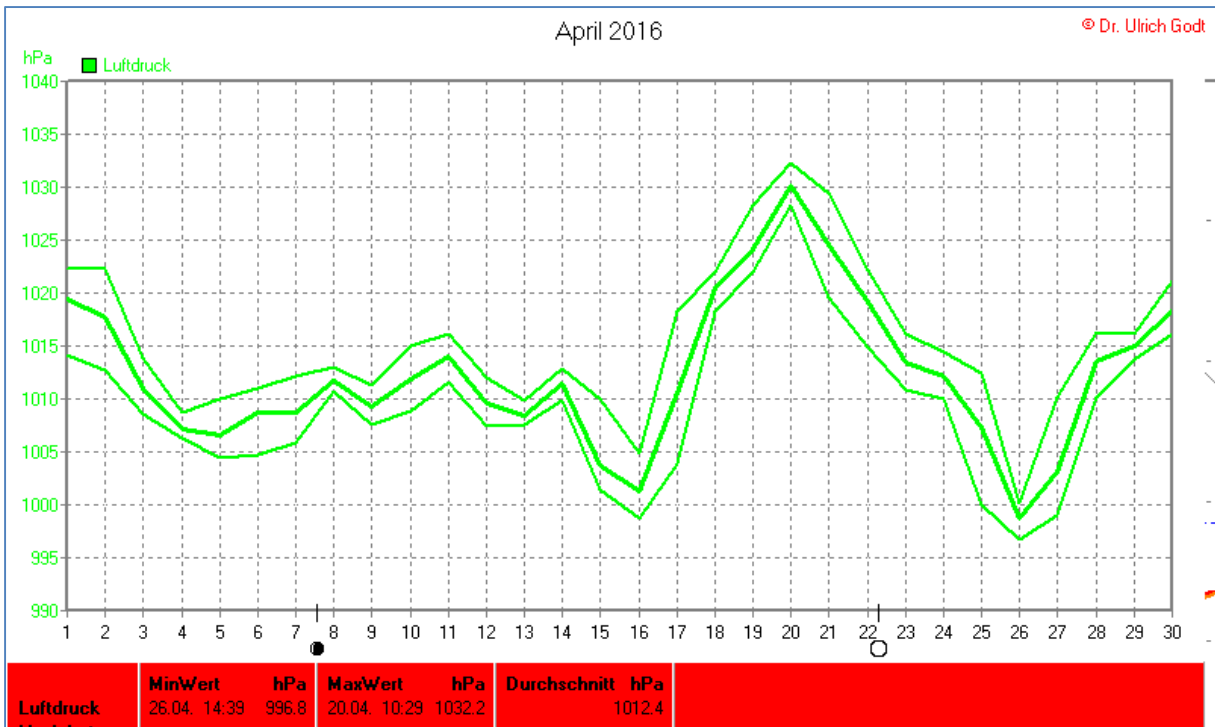


## Wettertabelle und Grafiken April 2016 Station Elsen

| <b>Wetterdaten April 2016 Station Elsen</b> |           |       |            |                       |       |            |                          |
|---------------------------------------------|-----------|-------|------------|-----------------------|-------|------------|--------------------------|
| <b>© Dr. Ulrich Godt</b>                    |           |       |            |                       |       |            |                          |
| Meßgröße                                    | Minimum   | Zeit  | Datum      | Maximum               | Zeit  | Datum      | Durchschnitt             |
| Temperatur                                  | 0,2 °C    | 05:49 | 26.04.2016 | 21,4 °C               | 16:18 | 03.04.2016 | 9,6 °C                   |
| Bodentemp.                                  | 3,2 °C    | 05:19 | 26.04.2016 | 20,2 °C               | 12:37 | 04.04.2016 | 10,1 °C                  |
| Luftfeuchte                                 | 20 %      | 15:53 | 09.04.2016 | 93 %                  | 07:49 | 26.04.2016 | 60 %                     |
| Luftdruck                                   | 996,8 hPa | 14:39 | 26.04.2016 | 1032,2 hPa            | 10:29 | 20.04.2016 | 1012,4 hPa               |
| Wind km/h                                   |           |       |            | 46,7 km/h             | 19:49 | 26.04.2016 | 8,7 km/h                 |
| Wind °                                      |           |       |            | W-SW                  | 19:49 | 26.04.2016 | W-SW                     |
| Regen l/m <sup>2</sup>                      |           |       |            | 18,2 l/m <sup>2</sup> | 03:59 | 27.04.2016 | #49,552 l/m <sup>2</sup> |
| Sonne h                                     |           |       |            | 13:20 h               | 20:19 | 21.04.2016 | #244:08 h                |

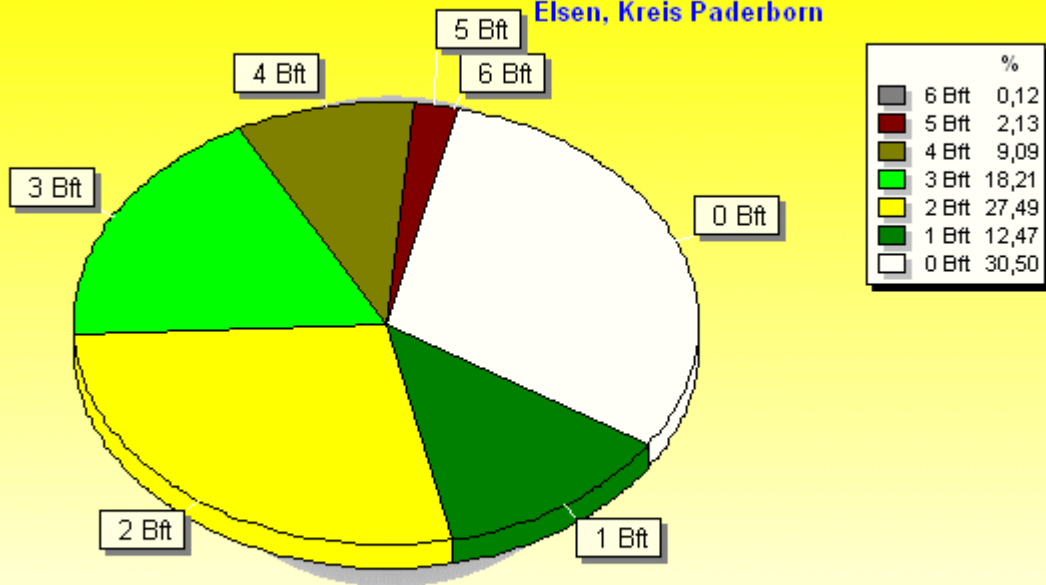






### Verteilung Windstärke April 2016

Elsen, Kreis Paderborn

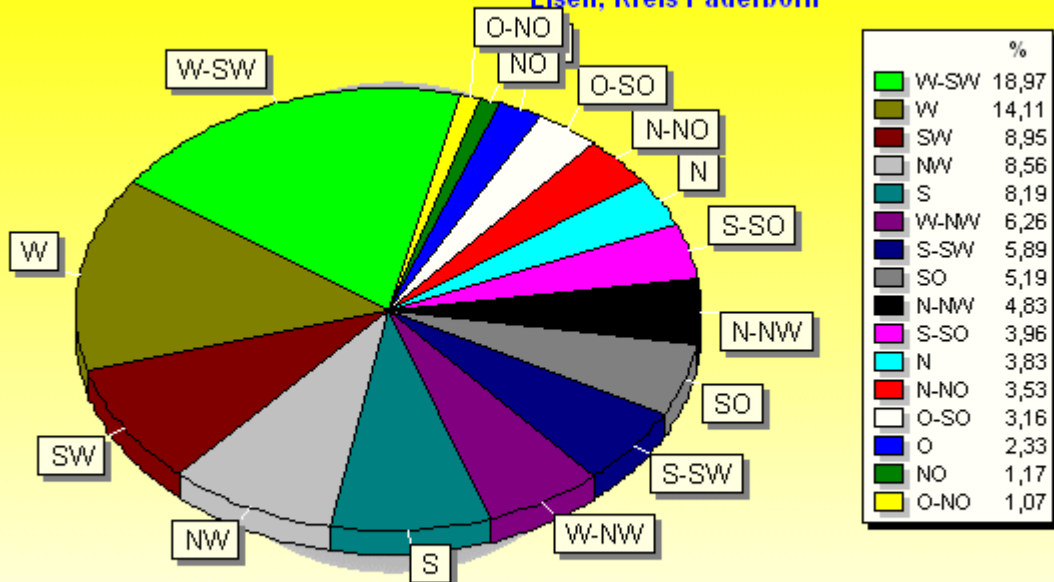


4322 Werte - Ø 8,7km/h - Max. 46,7km/h

© WzWin32 - © Dr. Ulrich Godt - Elsen, Kreis Paderborn

### Verteilung Windrichtung April 2016

Elsen, Kreis Paderborn



3004 / 1318 Werte -> 30.5% Windstille - Ø 8,7km/h - Max. 46,7km/h

© WzWin32 - © Dr. Ulrich Godt - Elsen, Kreis Paderborn

